
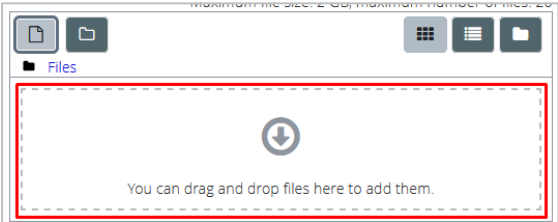



Submit Moodle Assignment

Moodle 4.0 Help (For Students): <https://www.ittc.eduhk.hk/moodle/help-std>

 Moodle Assignment	<ol style="list-style-type: none"> 1. On your course page, click the assignment link. 						
<div data-bbox="110 558 709 730"> <p>Opened: Monday, 15 May 2023, 12:00 AM Due: Wednesday, 31 May 2023, 12:00 AM</p> </div> <div data-bbox="110 766 677 999"> <p>Submission status</p> <table border="1"> <tr> <td>Submission status</td><td>No submissions have been made yet</td></tr> <tr> <td>Grading status</td><td>Not graded</td></tr> <tr> <td>Time remaining</td><td>15 days 8 hours remaining</td></tr> </table> </div>	Submission status	No submissions have been made yet	Grading status	Not graded	Time remaining	15 days 8 hours remaining	<ol style="list-style-type: none"> 2. In the Assignment page, it shows the assignment due date and your submission status.
Submission status	No submissions have been made yet						
Grading status	Not graded						
Time remaining	15 days 8 hours remaining						
<div data-bbox="120 1060 350 1119"> <p>Add submission</p> </div>	<ol style="list-style-type: none"> 3. Click 'Add submission'. 						
	<ol style="list-style-type: none"> 4. Select the file(s) from your local drive and drag-and-drop file(s) to the upload area. 						
	<ol style="list-style-type: none"> 5. Click on the 'Save changes' button to start uploading and return to the assignment page. <p>Tip: To remove the file in the submission box, click the file and then click 'Delete' button.</p>						

<div><h3>Moodle Assignment</h3><div><div>✓ Done</div></div><div><div>Opened: Monday, 15 May 2023, 12:00 AM</div><div>Due: Wednesday, 31 May 2023, 12:00 AM</div></div></div> <div><div>Edit submission</div><div>Remove submission</div></div> <div><h4>Submission status</h4><table><tr><td>Submission status</td><td>Submitted for grading</td></tr><tr><td>Grading status</td><td>Not graded</td></tr><tr><td>Time remaining</td><td>Assignment was submitted 15 days 8 hours early</td></tr><tr><td>Last modified</td><td>Monday, 15 May 2023, 3:45 PM</td></tr><tr><td>File submissions</td><td><div><div>3-3-1_Course-Content Copy-to-The New Moodle Site.pdf</div><div>15 May 2023, 3:45 PM</div></div></td></tr><tr><td>Submission comments</td><td><div>Comments (0)</div></td></tr></table></div>	Submission status	Submitted for grading	Grading status	Not graded	Time remaining	Assignment was submitted 15 days 8 hours early	Last modified	Monday, 15 May 2023, 3:45 PM	File submissions	<div><div>3-3-1_Course-Content Copy-to-The New Moodle Site.pdf</div><div>15 May 2023, 3:45 PM</div></div>	Submission comments	<div>Comments (0)</div>	<p>6. Check your submission status again.</p>
Submission status	Submitted for grading												
Grading status	Not graded												
Time remaining	Assignment was submitted 15 days 8 hours early												
Last modified	Monday, 15 May 2023, 3:45 PM												
File submissions	<div><div>3-3-1_Course-Content Copy-to-The New Moodle Site.pdf</div><div>15 May 2023, 3:45 PM</div></div>												
Submission comments	<div>Comments (0)</div>												
<div><div>Edit submission</div></div>	<p>Tip: If the submitted file needs to be replaced by a new version:</p> <ol style="list-style-type: none">Click 'Edit submission'.Click the file in the submission boxClick 'Delete' buttonAfter removal, drag-and-drop file(s) to the upload area again.Click on the 'Save changes' button to update your submission.												